

Tracking Detector R&D at Cornell University and Purdue University

D. P Peterson,
R. S. Galik,
Cornell University

J. Miyamoto,
I. P. J. Shipsey,
Purdue University

The challenges

Momentum resolution: $\delta p/p = 4 \times 10^{-5}/\text{Gev} \dots$

- 120 μm spatial resolution (2 meter, 3 Tesla)
- 10 μm intermediate detector at $R=0.4$ meter
- 10 μm vertex detector

Track density: 100 tracks/steradian ...

- readout segmentation: better than 1/2000 ster.
- example: $1.25\text{cm}(r-\phi) \times 1\text{cm}(z)$ at 50cm(R)

Noise density: 1% by volume

- more segmentation
- reduced ion feedback (in a TPC)

World Goals of TPC R&D (abridged)

A TPC read-out with GEM or MicroMegas amplification promises to provide the segmentation and spatial resolution required to meet the physics goals and the operating conditions. Significant development and operating experience is required before a design can be finalized.

X-Y resolution and segmentation: optimum pad size, pad structure, amplification

Z resolution and segmentation: optimum gas, amplification

Ion feedback: amplification, radiation background
Requires detailed measurements. Is a gating grid required?

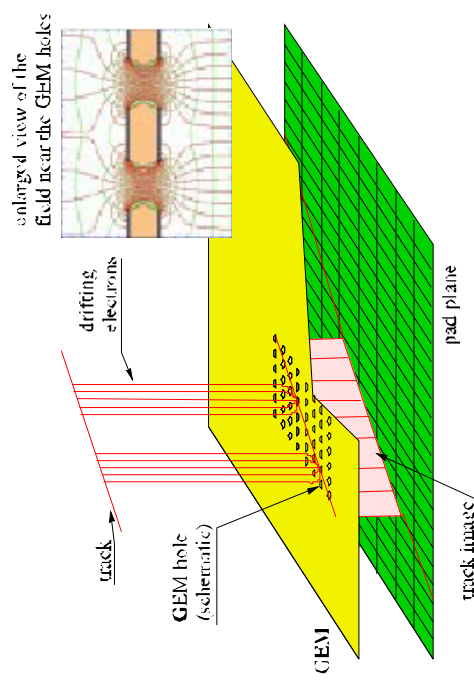
Aging: breakdown of the amplification device

Electronics: very large channel count to achieve segmentation

Mounting structure: The final device requires minimum dead regions due to mounting of the pads and the amplification device. Minimize signal distortion at edges.

Alignment methods: internal, external, constant with improved resolution (in an inhomogeneous magnetic field)

The electron transport signal is fundamentally narrower than an induction signal.




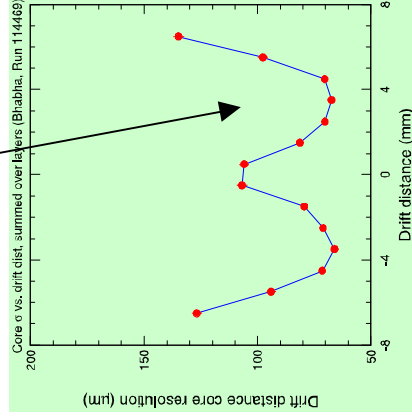


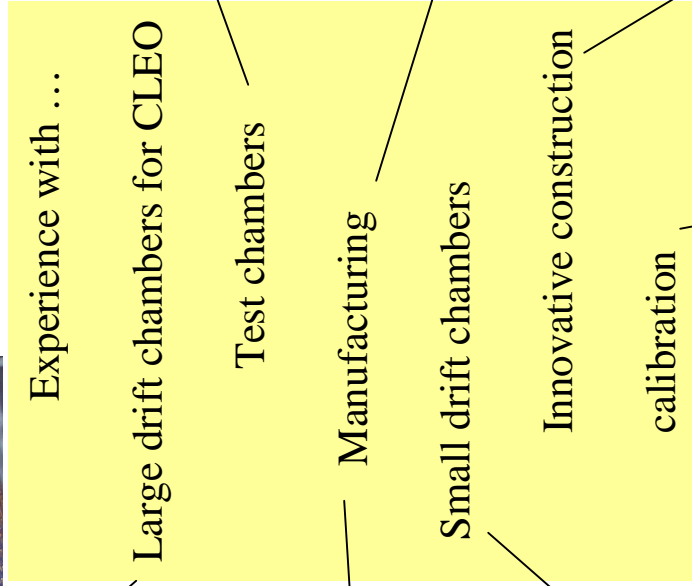



Gem TPC read-out
Stolen from TESLA TDR

Currently Active R&D TPC with GEM/MicroMEGAS

Carleton	TPC with GEM readout X-ray point resolution, induction resolution, track resolution Pad shape, signal shaping
Saclay	TPC with MicroMegas readout planned (January) 0.45 m diameter TPC in 2 Tesla field
Desy	TPC with GEM readout 1 m drift TPC: amplification, track resolution small TPC: ion feedback planned (January) up to 5 Tesla field (many apologies for omissions)

We propose to initiate a new program in gas chamber development. Prototype TPC detectors would be constructed and tested at Cornell. GEM and MicroMegas readout modules would be constructed at Purdue.

what Cornell can offer



what Purdue can offer

Years of experience with MPGDs,
preparation and radiation hardness measurements

Micro Pattern Detector Aging

(Radiation Hardness)

Example: triple GEM with PCB readout

Gas Ar/CO₂ 70/30 (99.99%)

GEM1= 400 V

GEM2= 390 V

GEM3 =380 V

PCB as e⁻ collector

Cr X-rays (5.4 KeV)

@ 6 x 10⁴ Hz/mm² for 750hrs

Gas gain 6,000

Detector performance

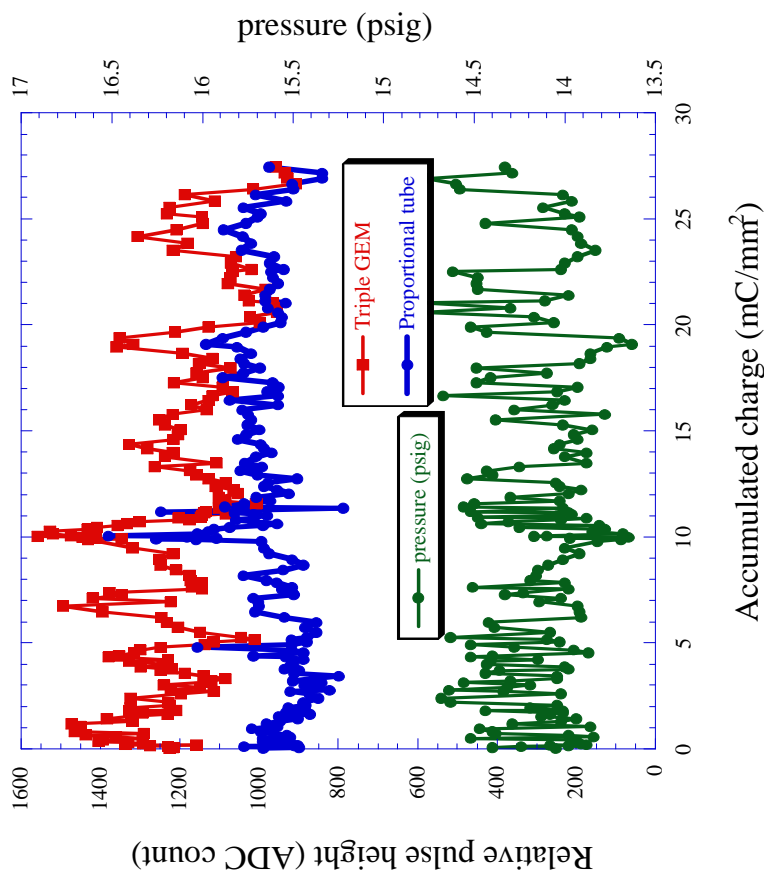
small (~15% gain loss) after

~ 8 years @LHC 10 cm from IP.

Minimal signs of aging.

Best result obtained with a GEM.

Similar result obtained with
a MicroMEGAS + GEM



Stolen from I. Shipsey, NIM A 478 (2002) 263

Interests/Directions, Cornell/Purdue

Optimize the pad size/shape for **track-track separation** and **position resolution**

We must understand the signal response function and it's dependence on
amplification device, spacing and distribution of the amplification
pad size and shape
gas
applied signal isolation/spreading

(While the electron transport signal is fundamentally narrower than an induction signal, the MPGD amplification device does not provide radial isolation of the signal.

The signal may require spreading in ϕ and isolation in R.)

Cornell brings to this effort an expertise in building and calibrating gas tracking devices and the hardware development program complements the pattern recognition development program.

Consequences of the measured signal shape can be directly observed in the pattern recognition.

Code can be developed to optimize track separation for particular signal response functions.

Tracking studies in a **high radiation environment**

Cornell has access to controlled γ radiation at CHES.

Tracking studies in a **magnetic field**

Cornell has access to the expertise and utilities to provide a superconducting test magnet.

TPC Test Chamber R&D at Cornell University and Purdue University First and Second Year Plan

	Plan	Purchases
(at Cornell)	1 st Year	track definition scintillator trigger small drift chambers test device, TPC power supplies data acquisition
	2 nd Year	expanded TPC superconducting magnet radiation environment
(at Purdue)	1 st Year	VME crate Computer and LabView controller discriminators for drift chambers TDCs for drift chambers FADCs for TPC (limited) power supply frame power supplies electronics boards
	2 nd Year	expanded DAQ
(at Purdue)	1 st Year	GEMs, MicroMegas printed circuit pad readout planes
	2 nd Year	advances in MPGD readout modules
		\$ 52,000 equipment \$ 45,000 grad student support
		\$ 175,000 equipment \$ 45,000 grad student support
		\$ 10,000 equipment \$ 32,000 student support
		\$ 10,000 equipment \$ 32,000 student support