

Update on Mass Produced Micro Pattern Gas Detectors


Mass Production of GEMs (Chicago/Purdue/3M)

Aging of mass produced GEMS (Purdue)

Operation of GEMS in Negative Ion Gases (Purdue/Temple/WSU)

Towards mass production of MICROME GAS (Purdue/3M)

Jun Miyamoto, Ian Shipsey
Purdue University

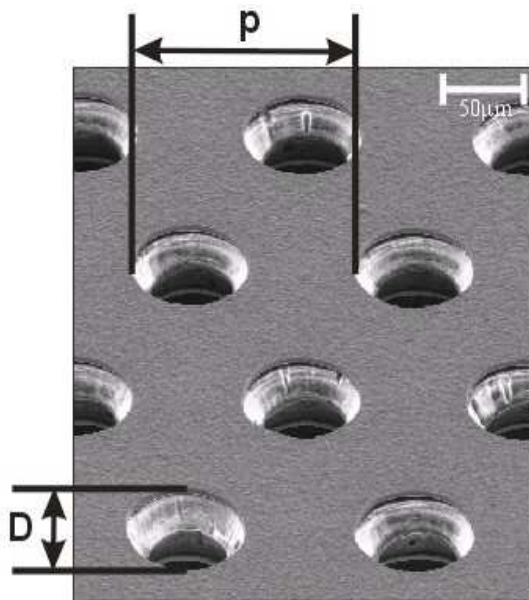


Reminder: GEM and Micromegas

GEM: two copper perforated foils separated by an insulator

The multiplication takes place in the holes

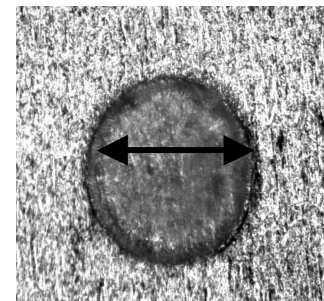

staples used in 2 stages
even



Micromegas: a micrometer sized grid of thin insulating pillars


The multiplication takes place between the anode and the mesh

one stage




100 μm

Slide stolen from P. Colas Amsterdam
Tracking meeting March 31 2003

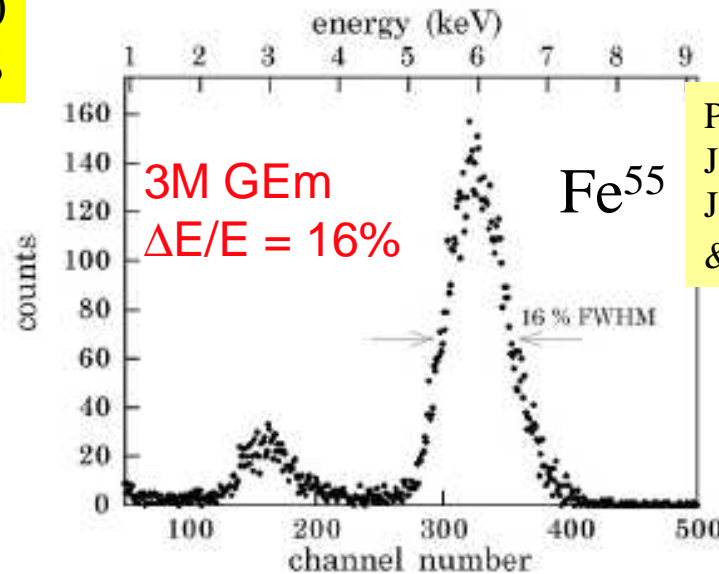
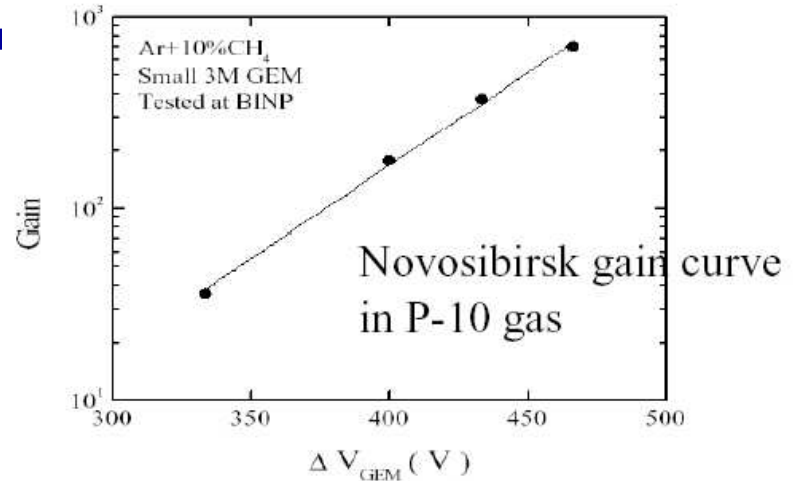


First Mass Production of Gas Electron Multipliers (3M Proprietary Flex Circuit Fabrication Technique)

- **3M** Reel-to-reel process, rolls of 16" x 16" templates of detachable GEMs in any pattern.
- Batch of 1,980 GEMs produced end '02 and tested at Chicago/Purdue Spring '03
- Now widely inspected/tested elsewhere: CERN/Novosibirsk/NASA Goddard/BNL etc.




Single roll of ~1,000 GEMs




P. Barbeau &
J. Collar (Chicago)
J. Miyamoto,
& I. Shipsey (Purdue)

hep-ex/0304013



Preliminary studies show performance is equivalent to CERN GEMs, cost potentially lower



Summary Comparison CERN and 3M GEM






	3M GEM	CERN GEM	
I_{leak}	0.02nA/cm ² @ 600V in air at 40% R.H.	0.005nA/cm ² @ 500V in N ₂	
Gain $\Delta E/E$ $\Delta G(x,y)/G(x,y)$	~1,000 @ 500V Ar/CO2 7:3 ~16% 9%	~1,000 @ 500V Ar/CO2 7:3 ~18% (typical) --	
Electron Transparency Ion Transparency	0.9 0.9	0/9 0.6	
Ion Feedback	0.1 at G=20 $E_{\text{drift}}=150\text{V/cm}$	0.08 $E_{\text{drift}}=150\text{V/cm}$	
Ageing	<i>To be measured</i>	25 mC/mm ² Triple GEM @ Purdue (2000)	?

Table from
I.Shipsey ALCW
Cornell, July '03


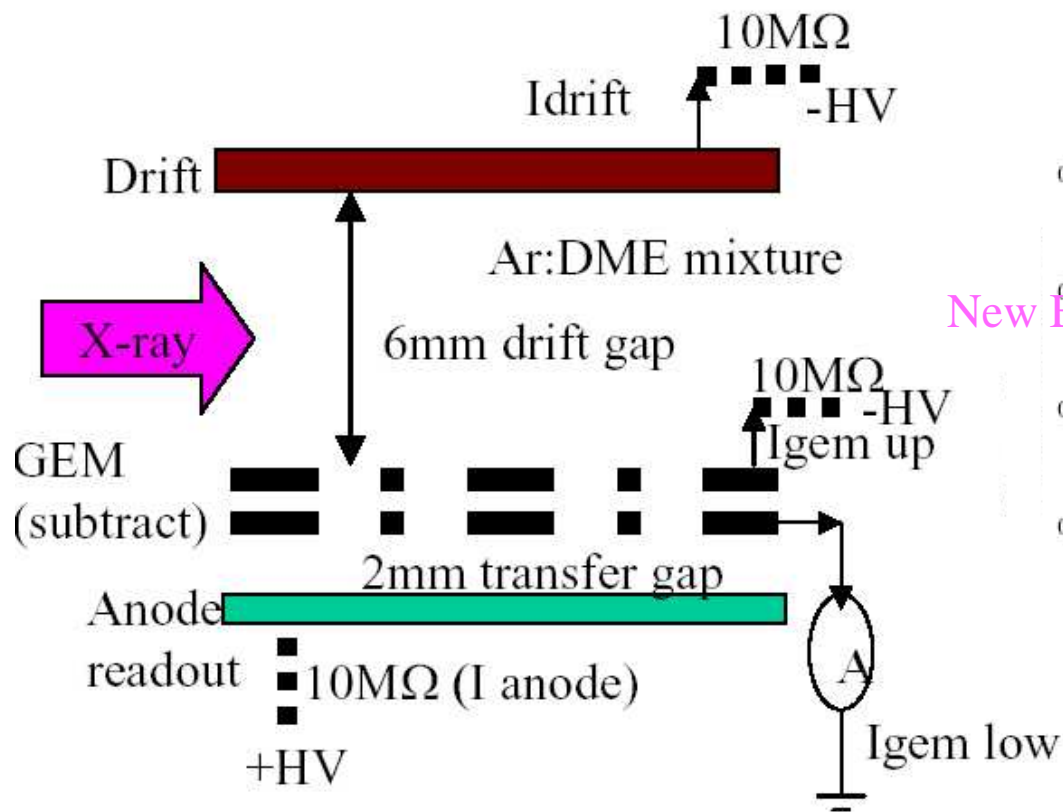
First mass production of ~2,000 GEMs Preliminary studies performance is equivalent to GEMs made at CERN. See hep-ex/0304013 & Imaging 2003 proceedings. An ageing study had yet to be done...




First Aging Study of a Single 3M GEM

X-ray beam parallel to the GEM surface \perp homogenous irradiation over a large area: provides a more realistic aging simulation (NEW)

Presented at IEEE 2003, Portland Oct 22 2003 by J. Miyamoto and extended here.




Conventional beam direction (into page)




First Aging Study of a Single 3M GEM

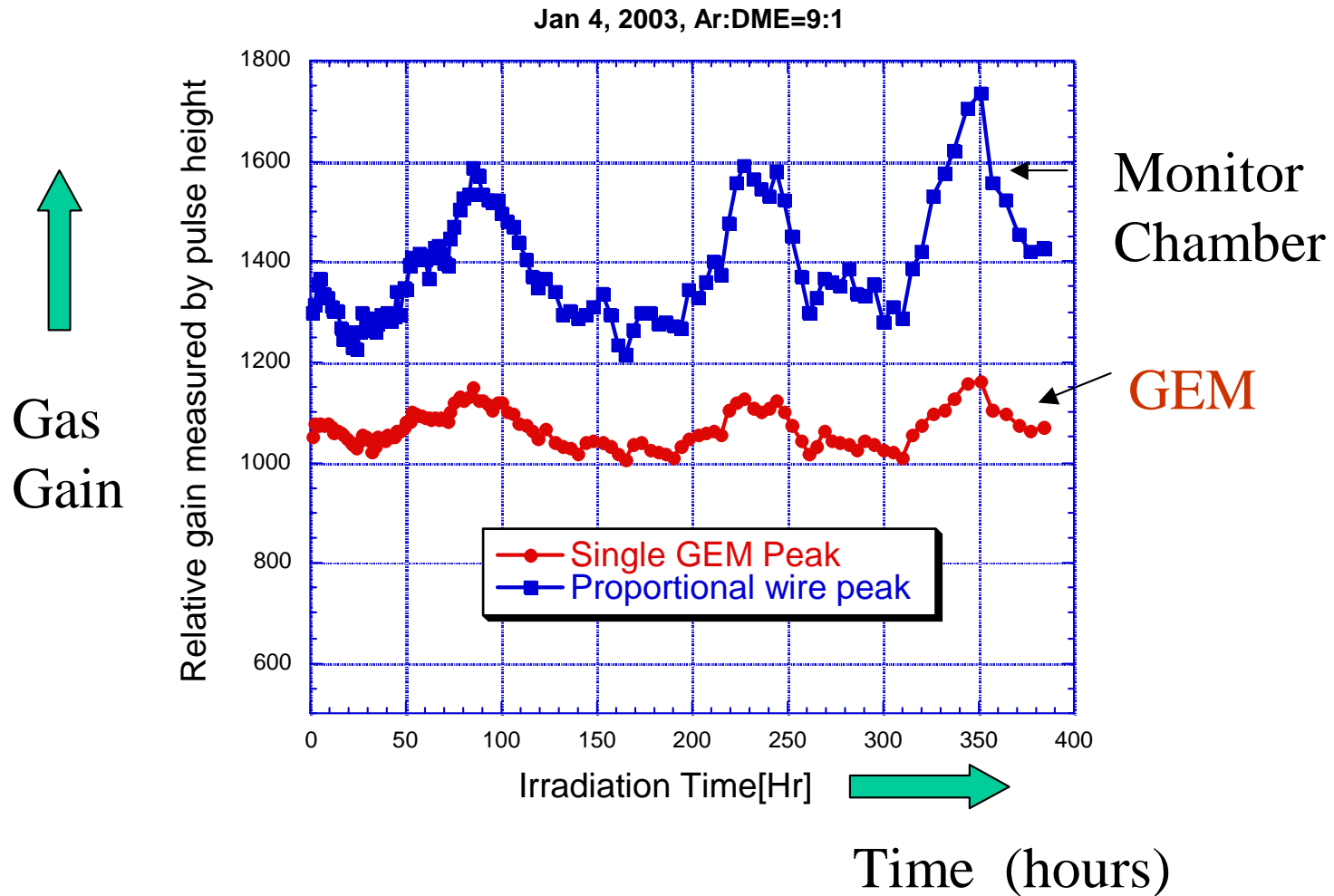
Ambient conditions (P,T) gas quality & X-ray tube stability are accounted for with a single wire proportional monitor chamber in the *same* gas system receiving beam from the *same* X-ray tube




Spectra are obtained without pile up via an absorber & reduction in the X-ray current



Pulse height of monitor chamber and a single GEM with time

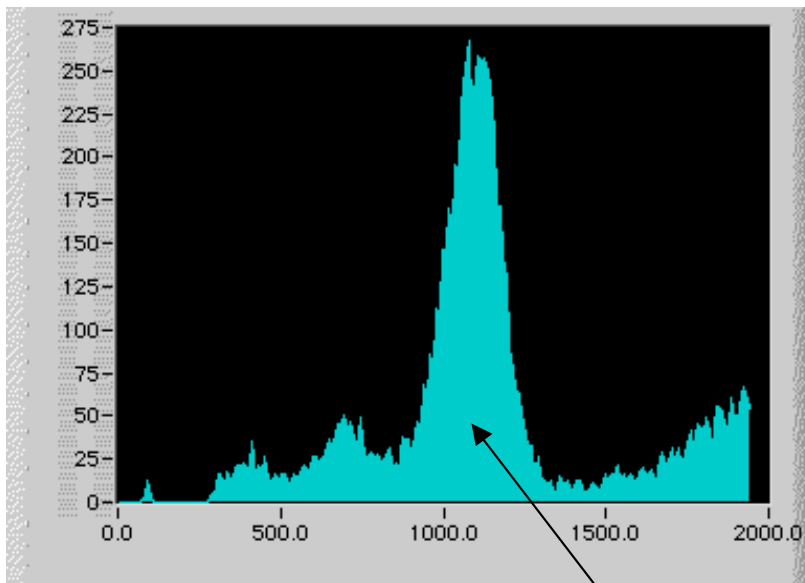


(The fluctuations in gain are due to changes in atmospheric pressure.)

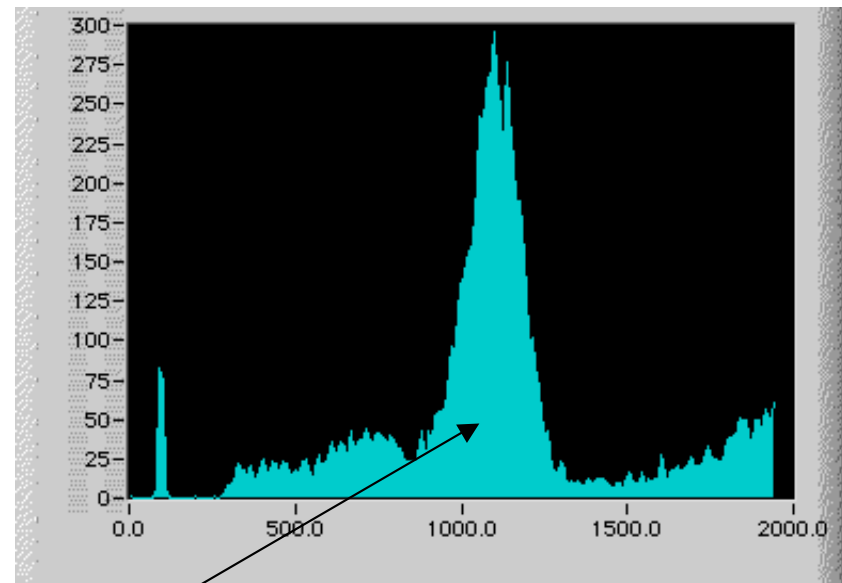


Energy resolution remains constant throughout the experiment

Beginning of ageing study



After 400 hours of irradiation



Gas
Gain




5.4 keV X-ray peak

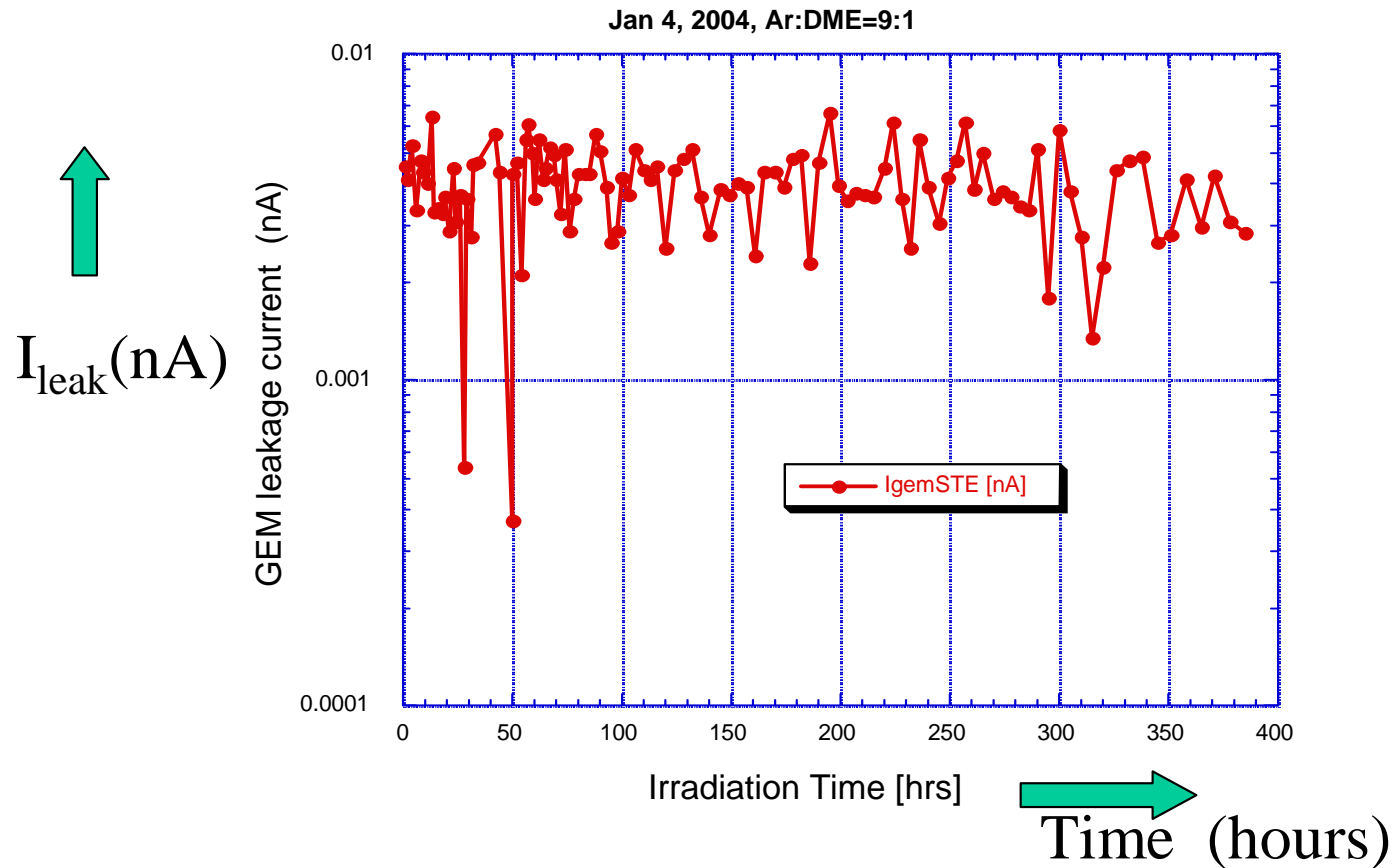
Gas
Gain




Total accumulated charge 2.5 mC/mm^2 (corresponds to $\sim 16,000$ years at a LC [ref Lepeltier]).



3M GEM Leakage Current During Irradiation



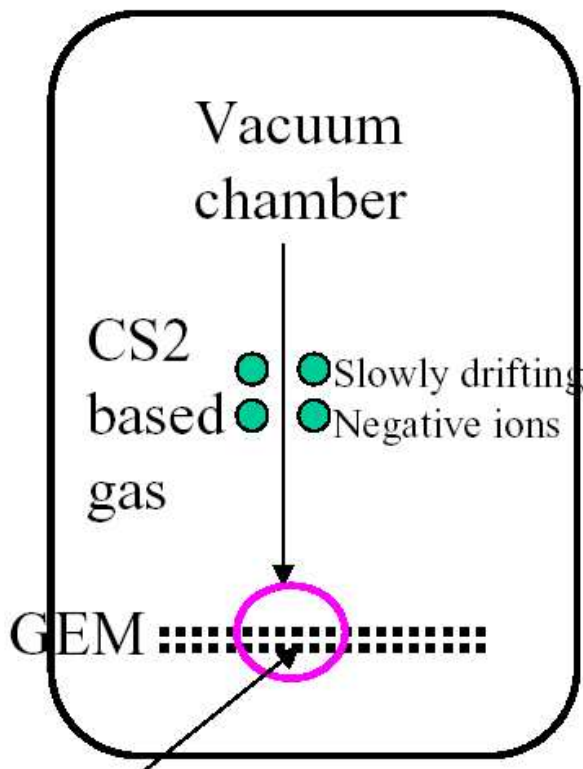
Leakage current remains in the region expected for a normally functioning GEM throughout the period of irradiation \mathcal{E} stability of the insulator.



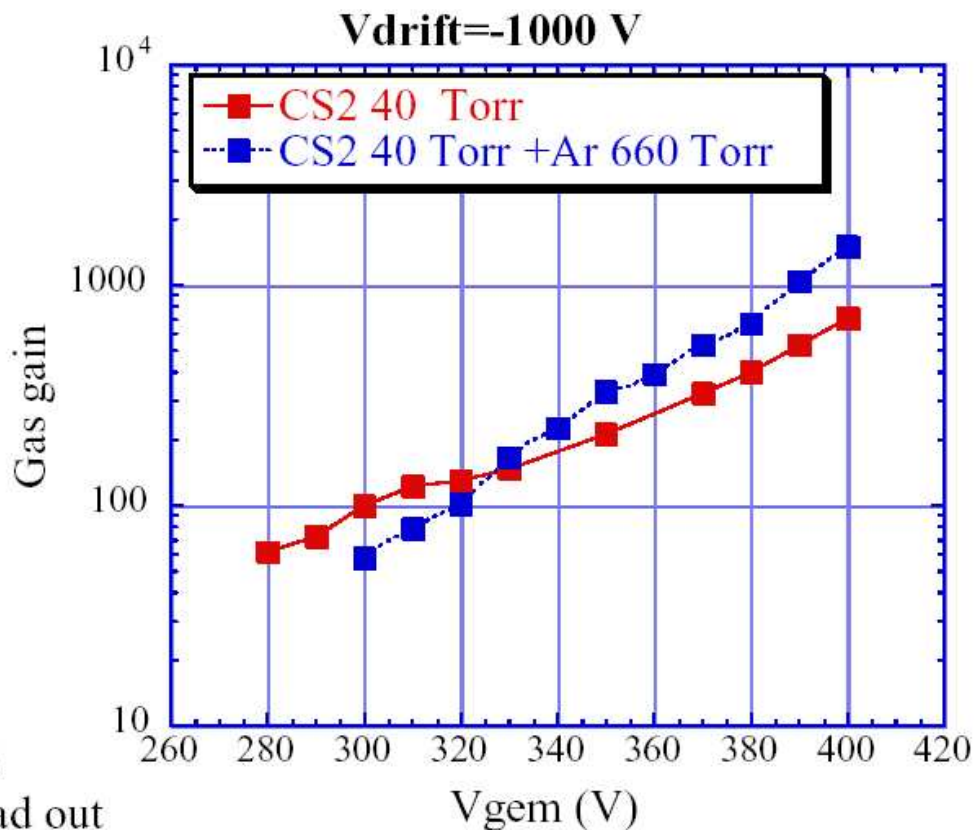
New Application: 3M GEMs for Negative Ion TPC

Application: LC and axion searches (Purdue/Temple/WSU Sept. '03)

hep-ex/0310124



Electron release and multiplication in high E-field region and signal read out



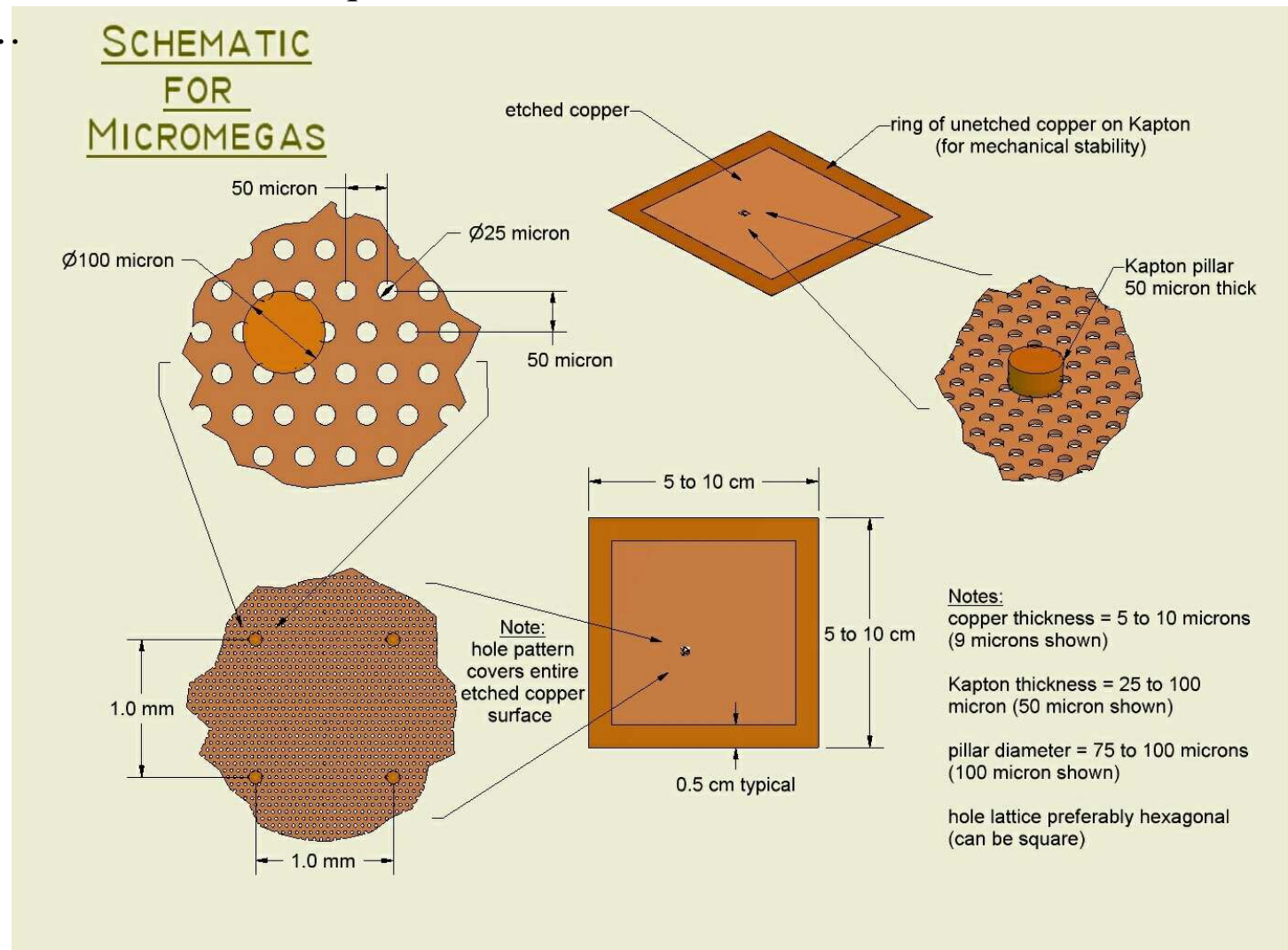
Single stage gains up to ~1,000

(He mixtures also tested)

Towards Development of Mass Produced MICROMEAS

3M Flex Circuit Fabrication Technique better suited to GEMS than MICROMEAS but worth a try...


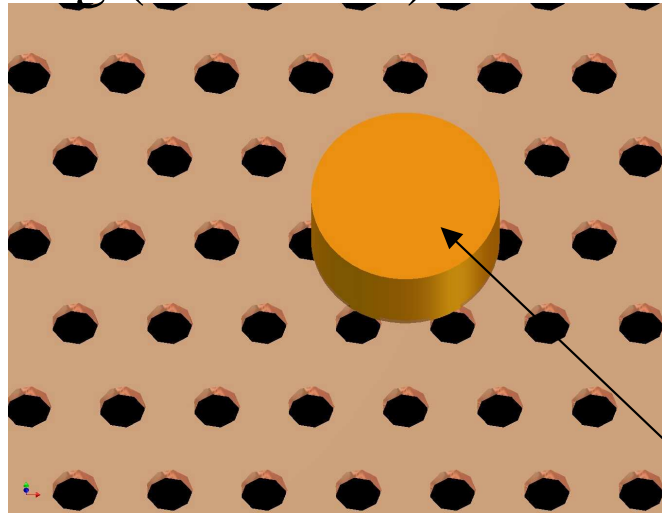
(Micromegas are harder to make because they are effectively GEMs with one layer of conductor and most of the insulator removed)




Development of mass produced MICROMEAS

November-December 2003

Drawing (two views)



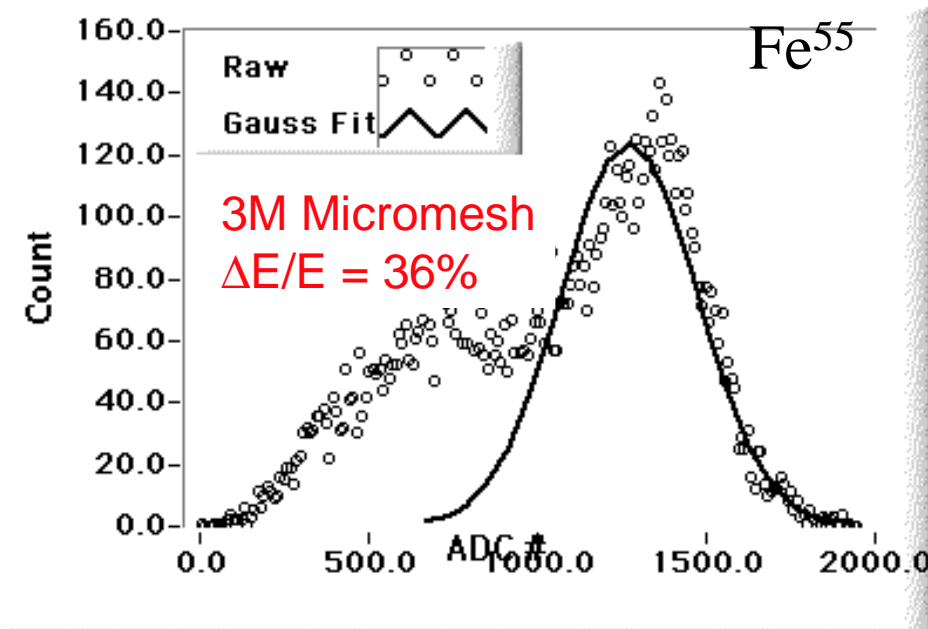
Reality



Kapton pillar
(tapered on right)_


1st Spectrum with a Mass Produced MICROME GAS

very
preliminary



Successful operation in Ar-DME gas but the performance (energy resolution) is inferior to a traditional MICROME GAS presumably due to an observed (severe) lack of uniformity and imperfections in the micromesh.

3M believe they know how to cure this and a new batch of micromesh foils is expected in the next few weeks.



Summary

Mass produced GEMs now tested by a variety of groups performance similar to CERN GEMS (Chicago/Purdue/3M)

New

Mass produced GEMs are radiation hard (Purdue). Need other groups to confirm this result.

New

GEMS operate in negative ion gases (Purdue/Temple/WSU)

Very
New

The first steps towards successful mass production of a MICROME GAS have been taken. In our opinion most of the challenges still lie ahead. However, we are cautiously optimistic. More news (hopefully) in a few weeks. (Purdue/3M)